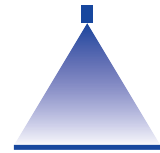


Flood nozzles FT 140/FT 90



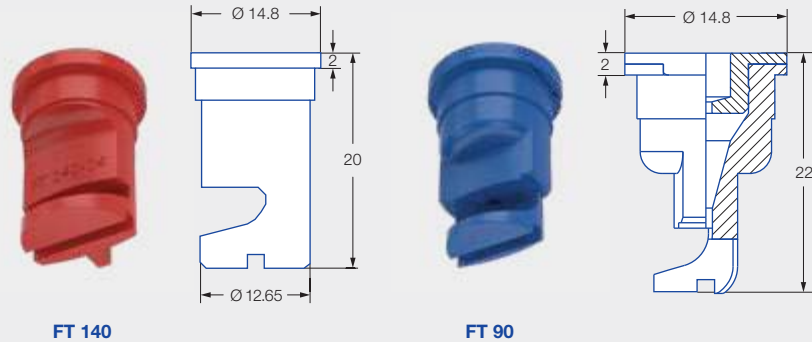
Crop production / Ground care

- Blockage-resistant flat spray nozzle
- Compact design

Advantages

- Large, round flow cross-sections
- Rinsing free of impact surface in the event of soiling
- Jet build-up already from 1 bar
- Clogging-resistant nozzle for gentle application of nematodes and compost tea
- FT 90 with particularly low drift thanks to pre-atomizer
- 90% drift reduction for FT 90-03 in Dropleg^{UL} and for band spraying
- Suitable for PWM

Dimensions in mm.



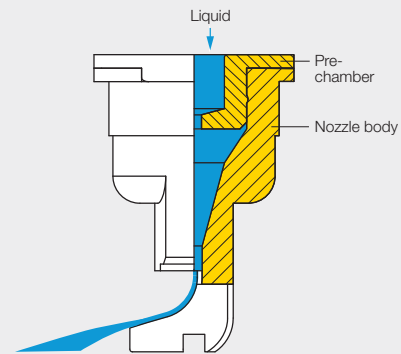
FT 140

FT 90

Series FT



Pre-atomizer can be removed without tools



JKI approval as loss-reducing: 90/75/50 %

G 2086



Current list at: www.lechler.com/de-en/service/loss-reducing

Application:



Plant protection products and growth regulators



Backpack sprayer



Dropleg^{UL}



Greenhouse



Band spraying
FT 90

Technical data:



Nozzle sizes
01–20



Spray angles
90°, 140°



Materials
POM, stainless steel, brass



Pressure ranges
• FT 90: 1–3–6 bar
• FT 140: 1–2–3 bar



Recommended strainers
• 80 M 01
• 60 M 015–04
• 25 M 05–20





Droplet sizes
• FT 90:
Extremely coarse – fine
• FT 140:
Very coarse – fine



Union nut
Ø 12.65 mm



Spray heights
• FT 90°:
60–75–90 cm
• FT 140°:
40 cm

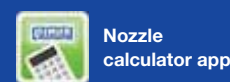
	ISO 25358	[l/min]	[l/ha] 						l/ha 								
			FT		[l/min]	6.0 km/h	8.0 km/h	10.0 km/h	12.0 km/h	14.0 km/h	16.0 km/h	6.0 km/h	8.0 km/h	10.0 km/h	12.0 km/h	14.0 km/h	16.0 km/h
			90	140													
FT 90-01 140-01 (80 M)	EC		1.0	0.23	46	35	28	23	20	17	31	23	18	15	13	12	
	C	VC	2.0	0.32	64	48	38	32	27	24	43	32	26	21	18	16	
	M	C	3.0	0.39	78	59	47	39	33	29	52	39	31	26	22	20	
	M		4.0	0.45	90	68	54	45	39	34	60	45	36	30	26	23	
	F		6.0	0.55	110	83	66	55	47	41	73	55	44	37	31	28	
FT 90-015 140-015 (60 M)	EC	VC	1.0	0.34	68	51	41	34	29	26	45	34	27	23	19	17	
	M	M	2.0	0.48	96	72	58	48	41	36	64	48	38	32	27	24	
	M	F	3.0	0.59	118	89	71	59	51	44	79	59	47	39	34	30	
	M		4.0	0.68	136	102	82	68	58	51	91	68	54	45	39	34	
	F		6.0	0.83	166	125	100	83	71	62	111	83	66	55	47	42	
FT 90-02 140-02 (60 M)	VC	VC	1.0	0.46	92	69	55	46	39	35	61	46	37	31	26	23	
	M	F	2.0	0.65	130	98	78	65	56	49	87	65	52	43	37	33	
	M	F	3.0	0.80	160	120	96	80	69	60	107	80	64	53	46	40	
	M		4.0	0.92	184	138	110	92	79	69	123	92	74	61	53	46	
	F		6.0	1.13	226	170	136	113	97	85	151	113	90	75	65	57	
FT 90-03 140-03 (60 M)	VC	C	1.0	0.69	138	104	83	69	59	52	92	69	55	46	39	35	
	M	F	2.0	0.97	194	146	116	97	83	73	129	97	78	65	55	49	
	M	F	3.0	1.19	238	179	143	119	102	89	159	119	95	79	68	60	
	M		4.0	1.37	274	206	164	137	117	103	183	137	110	91	78	69	
	M		6.0	1.68	336	252	202	168	144	126	224	168	134	112	96	84	
FT 90-04 140-04 (60 M)	VC	M	1.0	0.91	182	137	109	91	78	68	121	91	73	61	52	46	
	C	F	2.0	1.29	258	194	155	129	111	97	172	129	103	86	74	65	
	M	M	3.0	1.58	316	237	190	158	135	119	211	158	126	105	90	79	
	M		4.0	1.82	364	273	218	182	156	137	243	182	146	121	104	91	
	M		6.0	2.23	446	335	268	223	191	167	297	223	178	149	127	112	
FT 90-05 140-05 (25 M)	VC	M	1.0	1.14	228	171	137	114	98	86	152	114	91	76	65	57	
	C	F	2.0	1.61	322	242	193	161	138	121	215	161	129	107	92	81	
	C	M	3.0	1.97	394	296	236	197	169	148	263	197	158	131	113	99	
	M		4.0	2.27	454	341	272	227	195	170	303	227	182	151	130	114	
	M		6.0	2.79	558	419	335	279	239	209	372	279	223	186	159	140	
FT 140-06 (25 M)		M	1.0	1.36	272	204	163	136	117	102	181	136	109	91	78	68	
		M	2.0	1.93	386	290	232	193	165	145	257	193	154	129	110	97	
		M	3.0	2.36	472	354	283	236	202	177	315	236	189	157	135	118	
FT 140-08 (25 M)		M	1.0	1.82	364	273	218	182	156	137	243	182	146	121	104	91	
		M	2.0	2.58	516	387	310	258	221	194	344	258	206	172	147	129	
		M	3.0	3.16	632	474	379	316	271	237	421	316	253	211	181	158	
FT 140-10 (25 M)		M	1.0	2.27	454	341	272	227	195	170	303	227	182	151	130	114	
		M	2.0	3.22	644	483	386	322	276	242	429	322	258	215	184	161	
		M	3.0	3.94	788	591	473	394	338	296	525	394	315	263	225	197	
FT 140-15 (25 M)		C	1.0	3.41	682	512	409	341	292	256	455	341	273	227	195	171	
		C	2.0	4.83	966	725	580	483	414	362	644	483	386	322	276	242	
		C	3.0	5.91	1,182	887	709	591	507	443	788	591	473	394	338	296	
FT 140-20 (25 M)		C	1.0	4.55	910	683	546	455	390	341	607	455	364	303	260	228	
		C	2.0	6.43	1,286	965	772	643	551	482	857	643	514	429	367	322	
		C	3.0	7.88	1,576	1,182	946	788	675	591	1,051	788	630	525	450	394	

ISO 25358 classification according to droplet sizes:

VF	Very fine
F	Fine
M	Medium
C	Coarse
VC	Very coarse
EC	Extremely coarse
UC	Ultra coarse

Subject to modifications.

- Operating pressure at the nozzle (measured with diaphragm valve)
- The stated liter-per-hectare rates apply to water
- Verify the table values by gauging the flow rates prior to every spraying season
- Pay attention to uniform nozzle adjustment



The apps for Lechler agricultural nozzles make selection and use of the optimum nozzle even easier. Find out more here: www.lechler.com/de-en/service/apps



Ordering example:	Series	+ Spray angle	+ Nozzle size	+ Material	= Order No.
	FT	+ 90°	+ 01	+ (POM)	= FT 90-01
	FT	+ 140°	+ 01	+ (POM)	= FT 140-01
	FT	+ 140°	+ 01	+ M (brass)	= FT 140-01 M
	FT	+ 140°	+ 01	+ S (stainless steel)	= FT 140-01 S

