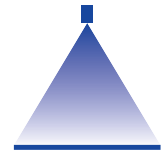




Multirange flat spray nozzles

LU 120/LU 90



Crop production

Ground care

Dimensions in mm.

- Universal flat spray nozzle with fine droplet spectrum

Advantages

- Extended pressure range
- Low drift in the pressure range up to 2.5 bar
- Fine-droplet application
- High manufacturing quality
- Suitable for PWM



LU



LU-C

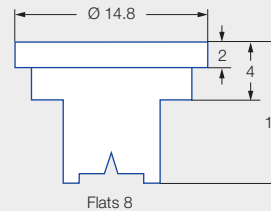


LU-S



G 1240, G 1242, G 1524,
G 1596

Series LU



Application:



Plant protection products and growth regulators



Edge application
Can be combined with border nozzle OC



Backpack sprayer



Greenhouse

Technical data:



Nozzle sizes
01–08



Spray angles
90°, 120°



Materials
POM, ceramic, stainless steel



Pressure ranges
1.5–2.5–5 bar



Recommended strainers

- 80 M 01–015
- 60 M 02–04
- 25 M 05–08



Droplet sizes
Coarse – very fine



Width across flats
8 mm

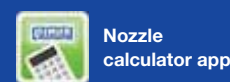
	ISO 25358	[l/min]	[l/ha]									
			5.0 km/h	6.0 km/h	7.0 km/h	8.0 km/h	10.0 km/h	12.0 km/h	14.0 km/h	16.0 km/h	18.0 km/h	
LU 120-01 90-01 (80 M)	F	1.5	0.28	67	56	48	42	34	28	24	21	19
	F	2.0	0.32	77	64	55	48	38	32	27	24	21
	F	3.0	0.39	94	78	67	59	47	39	33	29	26
	F	4.0	0.45	108	90	77	68	54	45	39	34	30
	VF	5.0	0.51	122	102	87	77	61	51	44	38	34
LU 120-015 90-015 (80 M)	F	1.5	0.42	101	84	72	63	50	42	36	32	28
	F	2.0	0.48	115	96	82	72	58	48	41	36	32
	F	3.0	0.59	142	118	101	89	71	59	51	44	39
	F	4.0	0.68	163	136	117	102	82	68	58	51	45
	VF	5.0	0.76	182	152	130	114	91	76	65	57	51
LU 120-02 90-02 (60 M)	M	1.5	0.56	134	112	96	84	67	56	48	42	37
	F	2.0	0.65	156	130	111	98	78	65	56	49	43
	F	3.0	0.80	192	160	137	120	96	80	69	60	53
	F	4.0	0.92	221	184	158	138	110	92	79	69	61
	F	5.0	1.03	247	206	177	155	124	103	88	77	69
LU 120-025 (60 M)	M	1.5	0.70	168	140	120	105	84	70	60	53	47
	F	2.0	0.81	194	162	139	122	97	81	69	61	54
	F	3.0	0.99	238	198	170	149	119	99	85	74	66
	F	4.0	1.15	276	230	197	173	138	115	99	86	77
	F	5.0	1.28	307	256	219	192	154	128	110	96	85
LU 120-03 90-03 (60 M)	M	1.5	0.84	202	168	144	126	101	84	72	63	56
	F	2.0	0.97	233	194	166	146	116	97	83	73	65
	F	3.0	1.19	286	238	204	179	143	119	102	89	79
	F	4.0	1.37	329	274	235	206	164	137	117	103	91
	F	5.0	1.53	367	306	262	230	184	153	131	115	102
LU 120-04 90-04 (60 M)	M	1.5	1.12	269	224	192	168	134	112	96	84	75
	M	2.0	1.29	310	258	221	194	155	129	111	97	86
	F	3.0	1.58	379	316	271	237	190	158	135	119	105
	F	4.0	1.82	437	364	312	273	218	182	156	137	121
	F	5.0	2.04	490	408	350	306	245	204	175	153	136
LU 120-05 90-05 (25 M)	M	1.5	1.39	334	278	238	209	167	139	119	104	93
	M	2.0	1.61	386	322	276	242	193	161	138	121	107
	F	3.0	1.97	473	394	338	296	236	197	169	148	131
	F	4.0	2.28	547	456	391	342	274	228	195	171	152
	F	5.0	2.55	612	510	437	383	306	255	219	191	170
LU 120-06 90-06 (25 M)	M	1.5	1.67	401	334	286	251	200	167	143	125	111
	M	2.0	1.93	463	386	331	290	232	193	165	145	129
	F	3.0	2.36	566	472	405	354	283	236	202	177	157
	F	4.0	2.73	655	546	468	410	328	273	234	205	182
	F	5.0	3.05	732	610	523	458	366	305	261	229	203
LU 120-08 90-08 (25 M)	C	1.5	2.23	535	446	382	335	268	223	191	167	149
	M	2.0	2.58	619	516	442	387	310	258	221	194	172
	M	3.0	3.16	758	632	542	474	379	316	271	237	211
	M	4.0	3.65	876	730	626	548	438	365	313	274	243
	M	5.0	4.08	979	816	699	612	490	408	350	306	272

ISO 25358 classification according to droplet sizes:

VF	Very fine
F	Fine
M	Medium
C	Coarse
VC	Very coarse
EC	Extremely coarse
UC	Ultra coarse

Subject to modifications.

- Operating pressure at the nozzle (measured with diaphragm valve)
- The stated liter-per-hectare rates apply to water
- Verify the table values by gauging the flow rates prior to every spraying season
- Pay attention to uniform nozzle adjustment



The apps for Lechler agricultural nozzles make selection and use of the optimum nozzle even easier. Find out more here: www.lechler.com/de-en/service/apps



Ordering Series	+ Spray angle	+ Nozzle size	+ Material	= Order No.
example: LU	+ 120°	+ 02	+ (POM)	= LU 120-02
LU	+ 120°	+ 015	+ C (Ceramic)	= LU 120-015 C
LU	+ 120°	+ 03	+ S (stainless steel)	= LU 120-03 S

